



lumini Solucoes em Iluminacao LTDA  
www.lumini.com.br  
Email: laboratorio@lumini.com.br  
Tel: +55 11 3437-5555 Fax: +55 11 3437-5555  
Address: Rua Ferreira Viana, 716 - Socorro - São Paulo/SP

---

## lumini

---

LumCAT:

Luminaire: focus sm a dl serie 2 e

LampCAT: modulo led 6.5W 30K irc 90

Ballast type: led driver 700mA

Report No:

Voltage(V): 127.9100

Test No:

Current(A): 0.0650

Number of Lamps: 1

Power (W): 7.9000

Lamp flux(lm): 938.0

PF: 0.9540

Length(mm): 89

Width(mm): 89

Phm Type: C

Height(mm): 0

---

## Photometric Results

---

Lumens(lm): 565.25, Efficiency(%): 60.26% , Luminous Efficacy(lm/W): 71.55

Central intensity(cd): 282.196, Maximum intensity(cd): 282.196

Angle of maximum intensity: C=0.0  $\gamma$ =0.0

Beam angle of C0 plane : 83.97

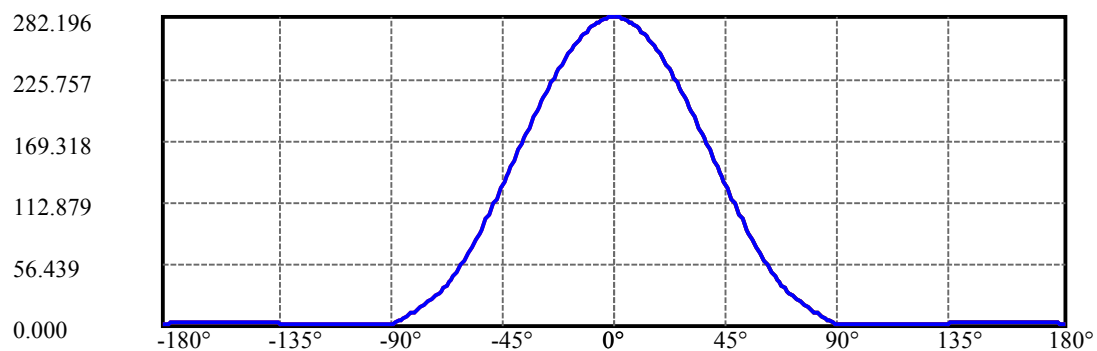
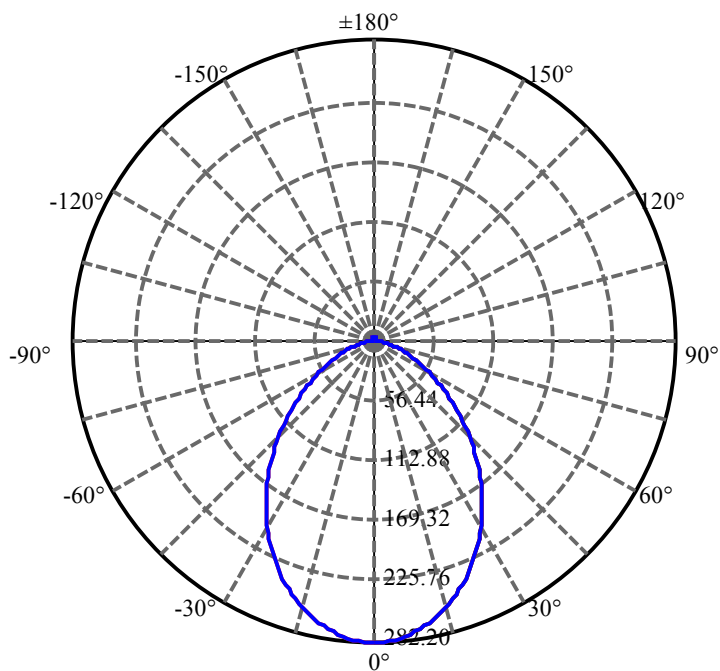
Average BeamAngle(IEC 61341): 83.97

---

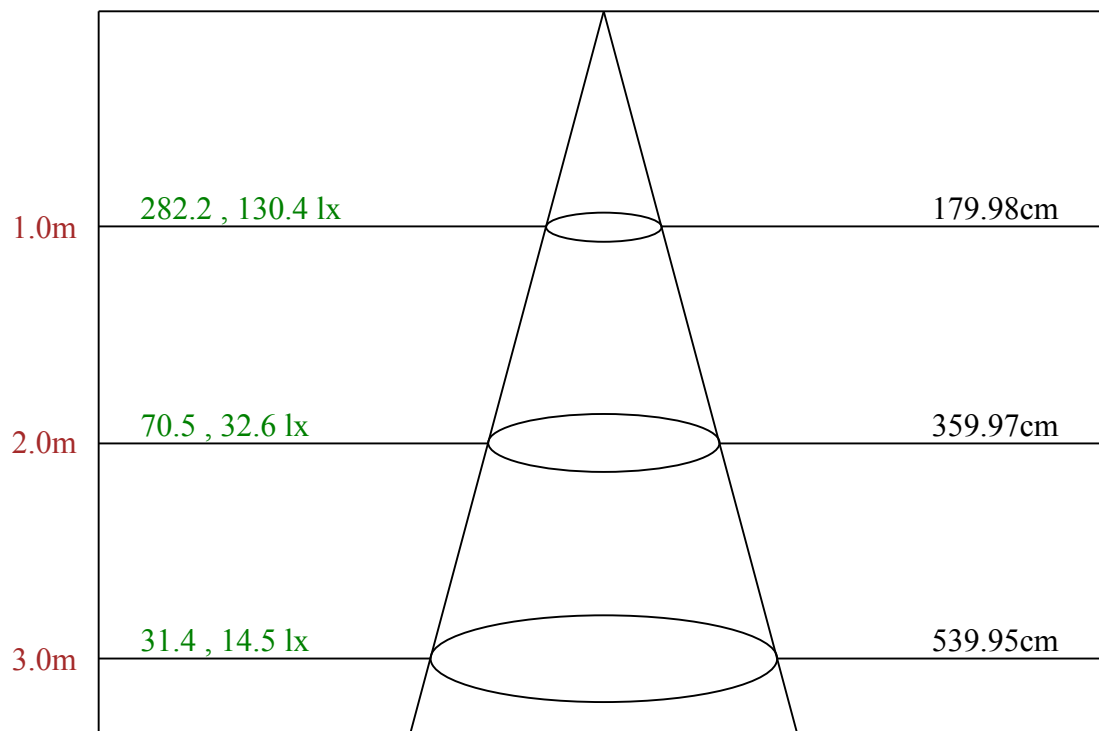
Equipment: equipamento lumini  
Temperature(°C): 25.0

Date: 02/06/2025  
Humidity(%): 58.0%

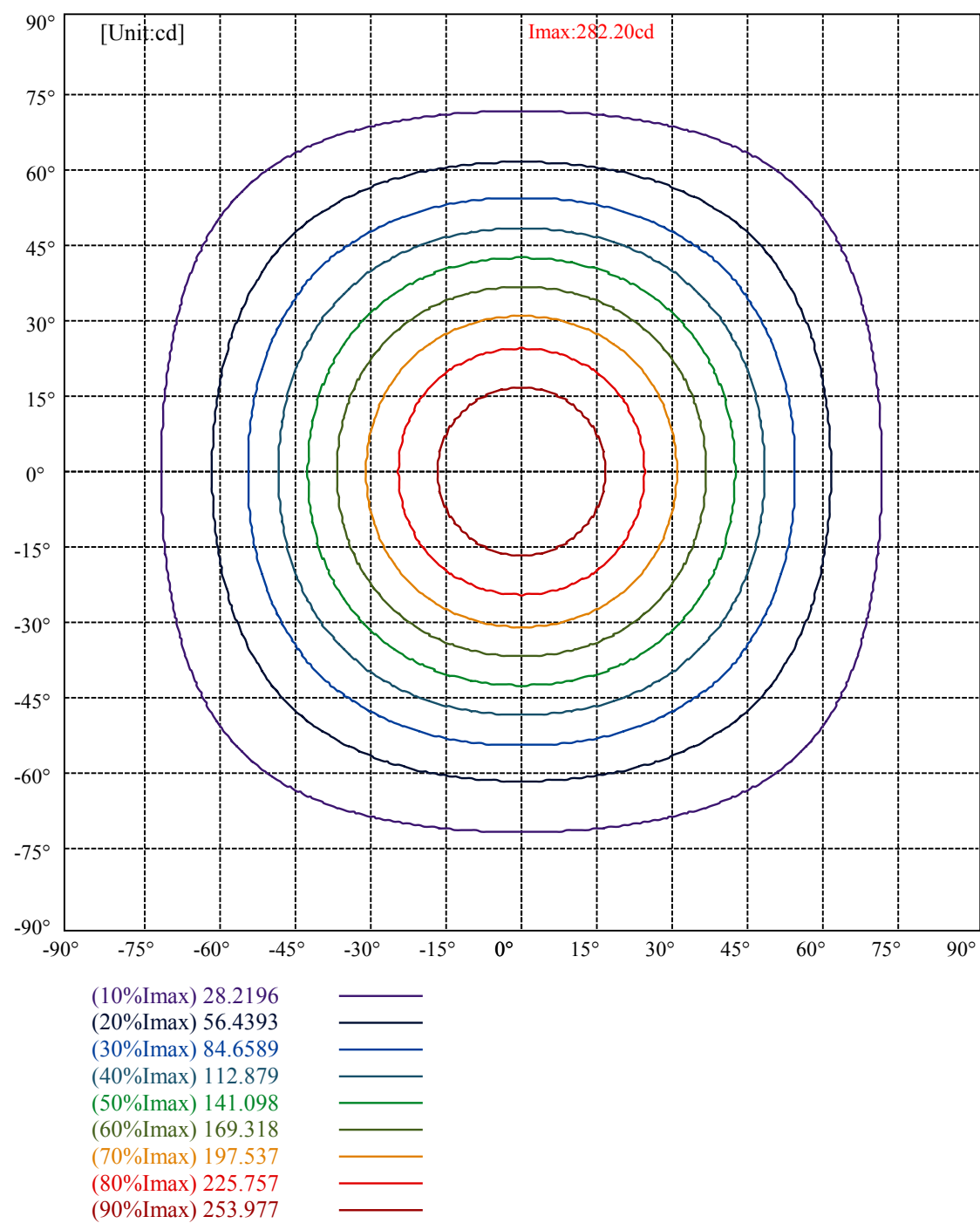
Operator: 01  
Distance(m): 6.90



C0(Max):  
C0/C180:  
C90/C270:



Max , Ave      Beam angle of C0 plane 83.97



## lumini

### Luminance Limiting Curve(no luminous side)

Appendix Page: 5 Total:6

Luminance Table

$\gamma$	45	50	55	60	65	70	75	80	85
C0	22502	20031	17488	14957	12770	11074	9899	9289	8620
C45	22502	20031	17488	14957	12770	11074	9899	9289	8620
C90	22502	20031	17488	14957	12770	11074	9899	9289	8620

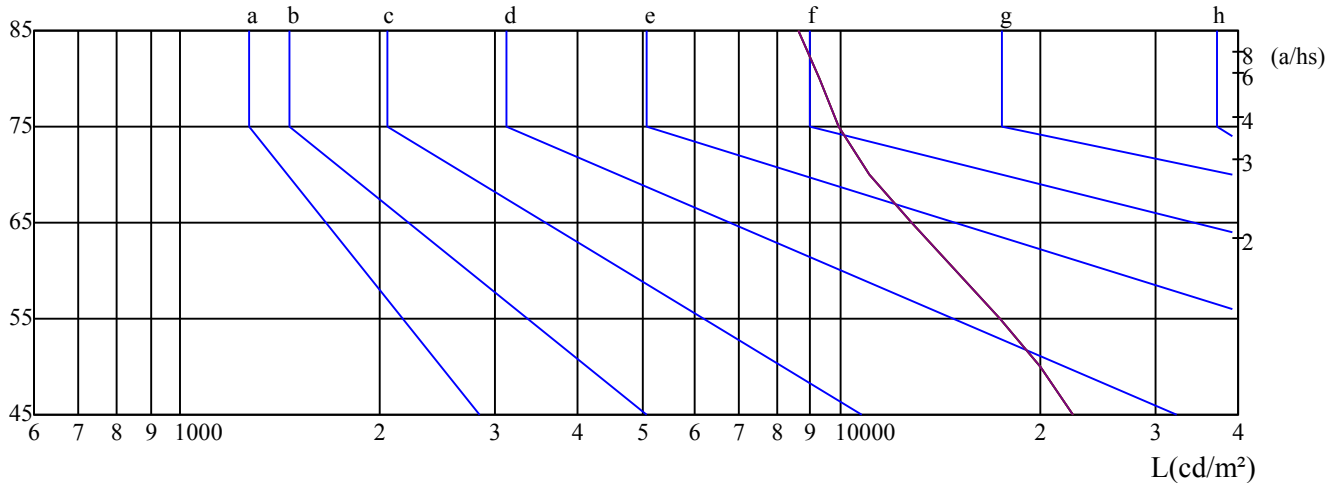
L(Hor)(65)	L(Ver)(65)	L45(65)	L(Hor)(75)	L(Ver)(75)	L45(75)	L(Hor)(85)	L(Ver)(85)	L45(85)
12770	12770	12770	9899	9899	9899	8620	8620	8620

Glare Table

Glare	Quality	Service Values Illuminance(lx)							
1.15	A	2000	1000	500	$\leq 300$				
1.5	B		2000	1000	500	$\leq 300$			
1.85	C			2000	1000	500	$\leq 300$		
2.2	D				2000	1000	500	$\leq 300$	
2.55	E					2000	1000	500	$\leq 300$
		a	b	c	d	e	f	g	h

Luminance Limiting Curve

$\gamma(^{\circ})$



C0 ———

C45 ———

C90 ———

Equipment: equipamento lumini  
Temperature( $^{\circ}\text{C}$ ): 25.0

Date: 02/06/2025  
Humidity(%): 58.0%

Operator: 01  
Distance(m): 6.90

Illumination assessment according UGR											
Rf of Ceiling	70	70	50	50	30	70	70	50	50	30	
Rf of Wall	50	30	50	30	30	50	30	50	30	30	
Rf of Floor	20	20	20	20	20	20	20	20	20	20	
Room dimensions		Viewed crosswise					Viewed endwise				
X	Y										
2H	2H	22.10	23.52	22.50	23.89	24.27	22.13	23.56	22.54	23.93	24.31
	3H	23.01	24.29	23.43	24.68	25.09	23.07	24.35	23.49	24.74	25.15
	4H	23.34	24.54	23.77	24.94	25.37	23.41	24.61	23.85	25.02	25.44
	6H	23.63	24.74	24.08	25.16	25.62	23.72	24.83	24.17	25.25	25.71
	8H	23.70	24.78	24.16	25.20	25.67	23.80	24.88	24.26	25.30	25.77
	12H	23.75	24.77	24.21	25.21	25.68	23.86	24.89	24.32	25.33	25.80
4H	2H	22.58	23.78	23.02	24.19	24.61	22.61	23.81	23.05	24.22	24.64
	3H	23.64	24.65	24.10	25.09	25.56	23.69	24.70	24.15	25.14	25.61
	4H	24.13	25.02	24.60	25.49	25.99	24.19	25.09	24.67	25.55	26.05
	6H	24.49	25.28	25.00	25.77	26.28	24.57	25.36	25.08	25.85	26.36
	8H	24.63	25.37	25.15	25.87	26.39	24.73	25.47	25.25	25.97	26.49
	12H	24.74	25.43	25.26	25.92	26.48	24.86	25.55	25.38	26.04	26.60
8H	4H	24.30	25.04	24.81	25.53	26.05	24.36	25.10	24.87	25.59	26.11
	6H	24.78	25.39	25.31	25.91	26.47	24.85	25.47	25.39	25.98	26.54
	8H	25.04	25.58	25.60	26.13	26.68	25.14	25.67	25.69	26.23	26.78
	12H	25.21	25.66	25.78	26.22	26.79	25.33	25.79	25.90	26.34	26.91
12H	4H	24.31	24.99	24.83	25.48	26.05	24.37	25.05	24.89	25.54	26.10
	6H	24.87	25.41	25.42	25.96	26.51	24.94	25.48	25.50	26.03	26.58
	8H	25.12	25.58	25.69	26.13	26.70	25.22	25.67	25.78	26.22	26.79
Variation with the observer position at spacings:											
S = 1.0H		0.3/-0.6					0.3/-0.6				
S = 1.5H		0.7/-1.1					0.7/-1.1				
S = 2.0H		1.6/-1.4					1.6/-1.4				
Standard tables:		BK3					BK3				
Uncorrected UGR		6.5					6.5				

依据CIE Publ. 117 计算 UGR, S/H = 0.25